




Rule of conduct during a rescue helicopter operation



1 Loose objects

Remove persons and loose objects (e.g. garments, backpacks, ...) out of the approach or landing area of the helicopter or bring them out of reach.



2 Helicopter landing guidance

Put both arms up and form a "Y". Turn palms inwards!

The guide has the wind direction in back and holds his position during the approach of the helicopter.

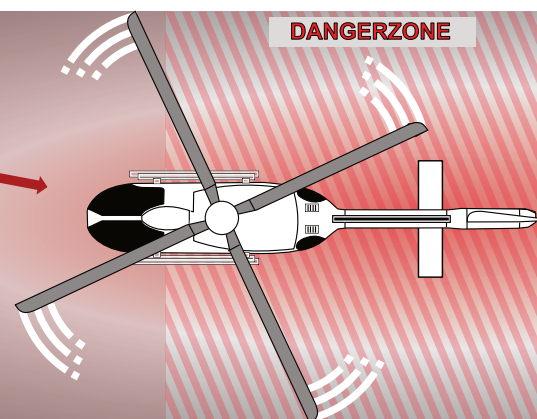
WIND



3 Eye contact with the crew


Approach the helicopter only if you have eye contact to the crew and after receiving an O.K. sign by the pilot or crew.

Enter the **hatched** Dangerzone only when the rotors are stationary.



4 Approach only from the front

Approach the helicopter only from the front in a stooped position. NEVER approach the aircraft from the rear side!



5 Approach only from the valley side

Approach to the helicopter only from the valley side in a stooped position. NEVER approach the aircraft from the mountainside!



6 Beware of long or tall objects

Carry long or tall items like ski, sounding rods, antennas, .. always in a horizontal position to and from the helicopter!

